

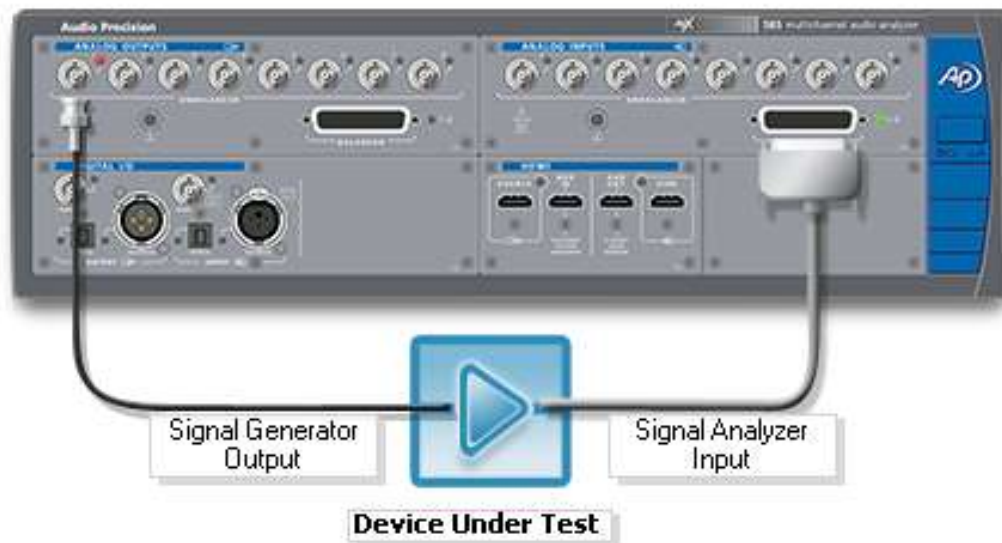
Sequence Report



Signal Path1 : Signal Path Setup

Test Conditions

Output Connector: Analog Unbalanced
Channels: 2
Source Impedance: 50 Ohm
Input Connector: Analog Balanced
Channels: 2
Termination: 200 kOhm
Max Input Bandwidth: >90 kHz
Coupling: AC



Signal Path1 : Reference Levels at rated power output

Test Conditions

dBr G:	100.0 mVrms
dBm (Output Power):	600.0 Ohm
watts (Output Power):	8.000 Ohm
Shared Frequency Reference:	1.00000 kHz
dBrA:	19.45 Vrms
dBrB:	1.000 Vrms
dBrA Offset:	0.000 dB
dBrB Offset:	0.000 dB
dB SPL1:	10.00 mVrms
dB SPL2:	10.00 mVrms
dB SPL1 Calibrator Level:	94.000 dB SPL
dB SPL2 Calibrator Level:	94.000 dB SPL
dBm (Input Power):	600.0 Ohm
watts (Input Power):	4.000 Ohm

Signal Path1 : Level and Gain at rated power output

Test Conditions

Generator Level:	1.072 Vrms
Frequency:	1.00000 kHz
Low-pass Filter:	80 kHz

RMS Level

Ch1	500.4 W (@4.000 Ohm)
Ch2	497.3 W (@4.000 Ohm)

Gain

Ch1	32.410 dB
Ch2	32.383 dB

Sequence Report



Signal Path1 : THD+N at Rated Power Output

Test Conditions

Generator Level: 1.072 Vrms
Frequency: 1.00000 kHz
Low-pass Filter: 80 kHz
THD+N at Rated Power 20 Hz highpass
Output Filter:

THD+N Ratio

Ch1 0.118162 %
Ch2 0.075378 %

Sequence Report

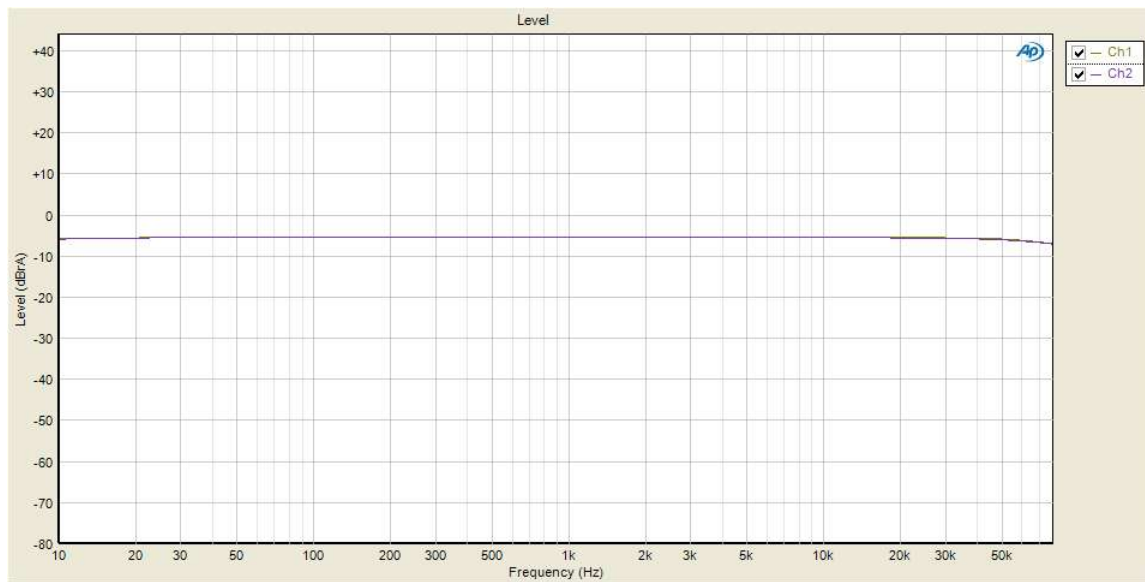


Signal Path1 : Frequency Response- Broadband 80Khz

Test Conditions

Generator Level: 250.0 mVrms
Start Frequency: 10.0000 Hz
Stop Frequency: 80.0000 kHz
Sweep: 800.0 ms
Pre-Sweep: 200.0 ms
Extend Acquisition By: 10.00 ms

Level



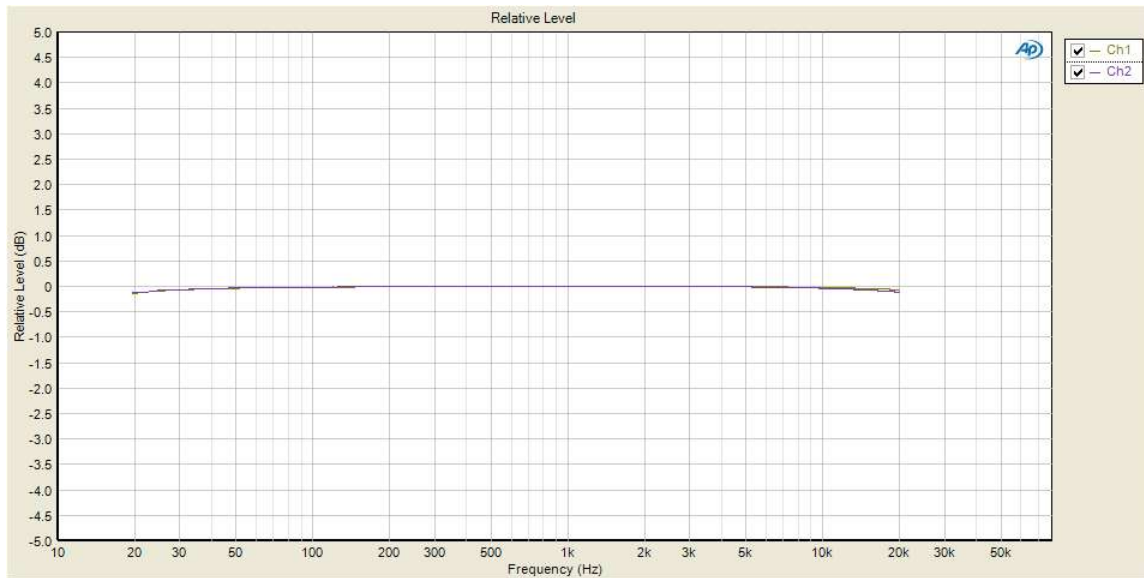
Sequence Report



Relative Level

Measurement Parameters

Ref Frequency: 1.00000 kHz



Deviation (20.0000 Hz - 20.0000 kHz)

Measurement Parameters

Min Frequency: 20.0000 Hz

Max Frequency: 20.0000 kHz

Ch1 ± 0.064 dB

Ch2 ± 0.060 dB

Sequence Report



Signal Path1 : Signal to Noise Ratio at rated power output

Test Conditions

Generator Level:	1.072 Vrms
Frequency:	1.00000 kHz
Low-pass Filter:	80 kHz
Noise Filter:	20 Hz highpass

Signal to Noise Ratio

Ch1	109.542 dB
Ch2	110.343 dB

Signal Path1 : Signal to Noise Ratio at 1 watt output

Test Conditions

Generator Level:	50.00 mVrms
Frequency:	1.00000 kHz
Low-pass Filter:	80 kHz
Noise Filter:	A-weighting (20 - 20 kHz)

Signal to Noise Ratio

Ch1	91.831 dB
Ch2	91.775 dB

Sequence Report

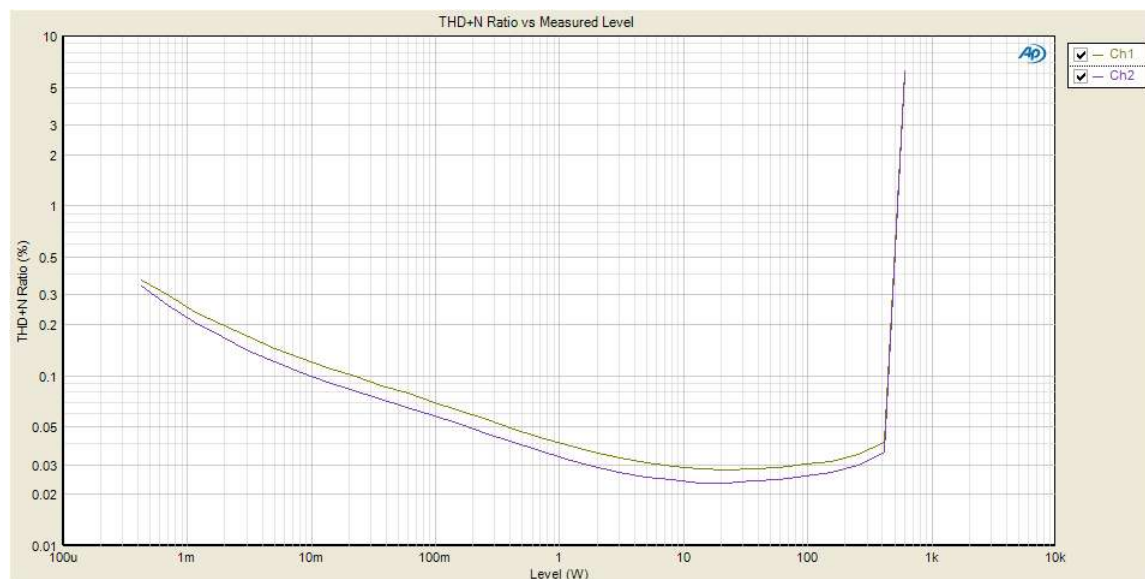


Signal Path1 : THD vs. power output

Test Conditions

Frequency: 1.00000 kHz
Start Level: 1.000 mVrms
Stop Level: 1.250 Vrms
Step Type: Logarithmic
Number of Points: 30
Low-pass Filter: 80 kHz
THD+N Filter: 20 Hz highpass

THD+N Ratio vs Measured Level



Sequence Report

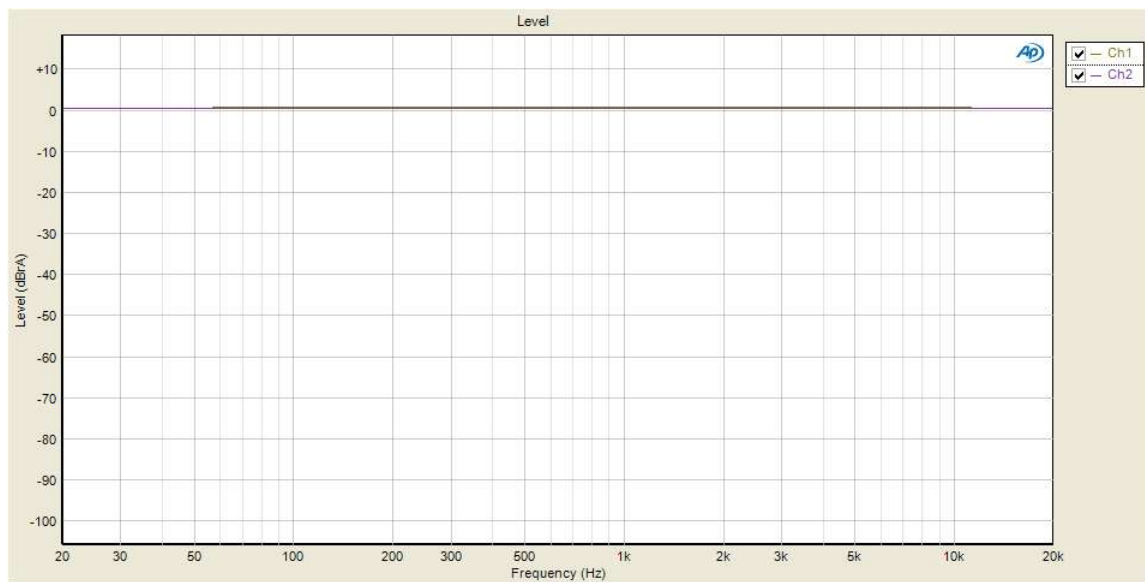


Signal Path1 : Amplifier response across the audio bandwidth

Test Conditions

Generator Level: 500.0 mVrms
Start Frequency: 20.0000 kHz
Stop Frequency: 20.0000 Hz
Number of Points: 31
Step Type: Logarithmic
Signal: 20Hz-20kHz 1/1 oct. (11pt)
Low-pass Filter: 80 kHz
THD+N Filter: 20 Hz highpass
Phase Ref Channel: Ch1

Level



THD+N Ratio

