

Sequence Report



Signal Path1 : XPA-1

Test Conditions

Output Connector: Analog Balanced
Channels: 1
Source Impedance: 100 Ohm
Input Connector: Analog Balanced
Channels: 1
Termination: 200 kOhm
Max Input Bandwidth: >90 kHz
Coupling: AC



Sequence Report



Signal Path1 : Reference Levels

Test Conditions

dBr G:	100.0 mVrms
dBm (Output Power):	600.0 Ohm
watts (Output Power):	8.000 Ohm
Shared Frequency Reference:	1.00000 kHz
dBr A:	1.000 Vrms
dBr B:	1.000 Vrms
dBm (Input Power):	600.0 Ohm
watts (Input Power):	8.000 Ohm

Signal Path1 : Level and Gain

Test Conditions

Generator Level:	1.535 Vrms
Frequency:	1.00000 kHz
Low-pass Filter:	None

RMS Level

Ch1	500.5 W (@8.000 Ohm)
-----	----------------------

Gain

Ch1	32.303 dB
-----	-----------

Sequence Report



Signal Path1 : THD+N

Test Conditions

Generator Level: 1.535 Vrms
Frequency: 1.00000 kHz
Low-pass Filter: 20 kHz
THD+N Filter: 20 Hz highpass

THD+N Ratio

Ch1 0.003260 %

Sequence Report

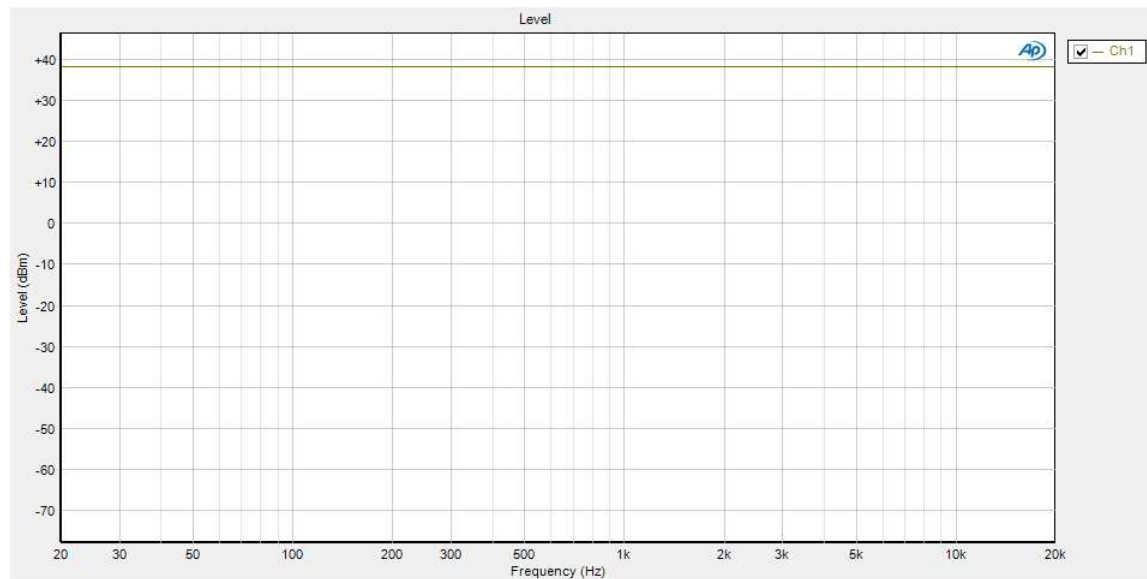


Signal Path1 : Frequency Response

Test Conditions

Generator Level: 1.535 Vrms
Start Frequency: 20.0000 Hz
Stop Frequency: 20.0000 kHz
Sweep: 800.0 ms
Pre-Sweep: 200.0 ms

Level



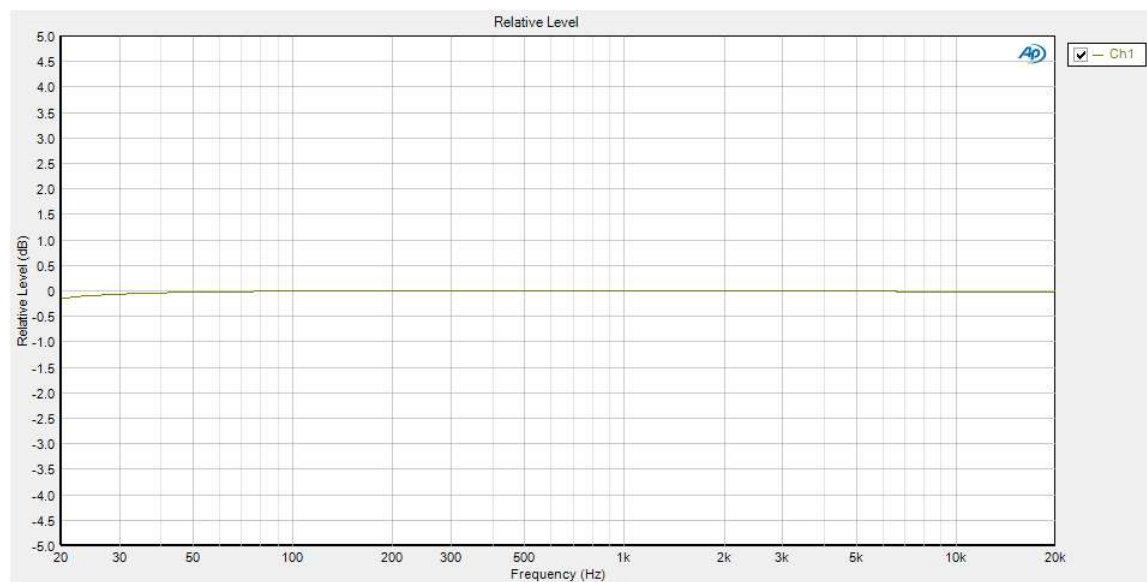
Sequence Report



Relative Level

Measurement Parameters

Ref Frequency: 1.00000 kHz



Deviation (20.0000 Hz - 20.0000 kHz)

Measurement Parameters

Min Frequency: 20.0000 Hz

Max Frequency: 20.0000 kHz

Ch1 ±0.070 dB

Sequence Report



Signal Path1 : Signal to Noise Ratio

Test Conditions

Generator Level: 1.535 Vrms
Frequency: 1.00000 kHz

Signal to Noise Ratio

Ch1 114.361 dB

Sequence Report

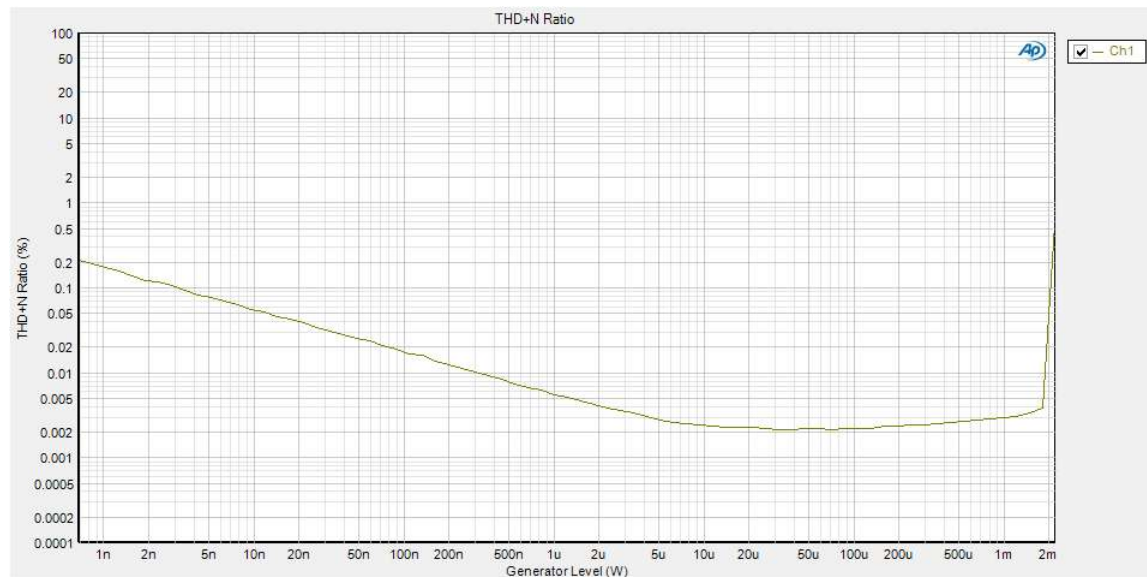


Signal Path1 : Stepped Level Sweep

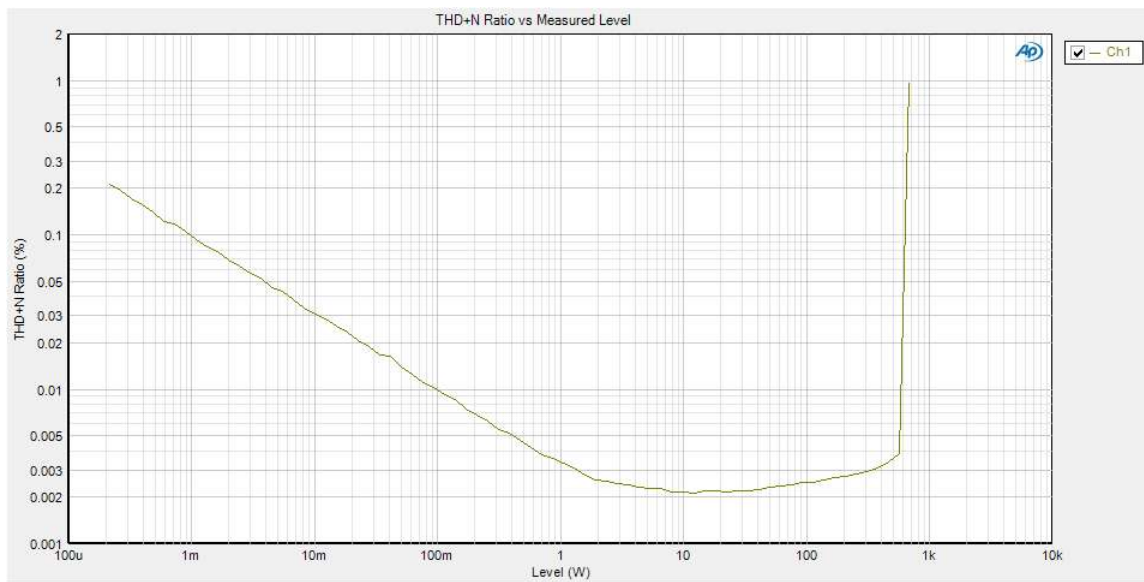
Test Conditions

Frequency: 1.00000 kHz
Start Level: 1.000 mVrms
Stop Level: 1.800 Vrms
Number of points: 75
Low-pass Filter: 20 kHz
THD + N Filter: A-weighting (20 - 20 kHz)

THD+N Ratio



THD+N Ratio vs Measured Level



Sequence Report

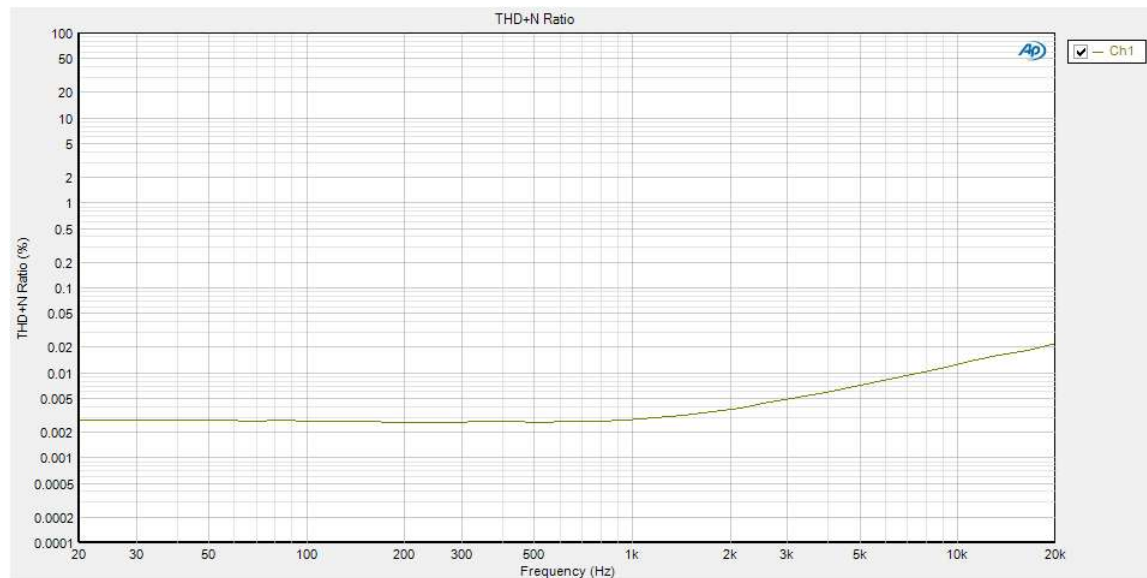


Signal Path1 : Stepped Frequency Sweep

Test Conditions

Start Frequency: 20.0000 Hz
Stop Frequency: 20.0000 kHz
Points: 35
Generator Level: 1.535 Vrms
Phase Ref Channel: Ch1
Low-pass Filter: 80 kHz
THD+N Filter: None

THD+N Ratio



Sequence Report



Signal Path1 : Stepped Frequency Sweep

Test Conditions

Start Frequency: 20.0000 kHz
Stop Frequency: 20.0000 Hz
Points: 31
Generator Level: 100.0 mVrms
Phase Ref Channel: Ch1
Low-pass Filter: 80 kHz
THD+N Filter: A-weighting (20 - 20 kHz)

THD+N Ratio

